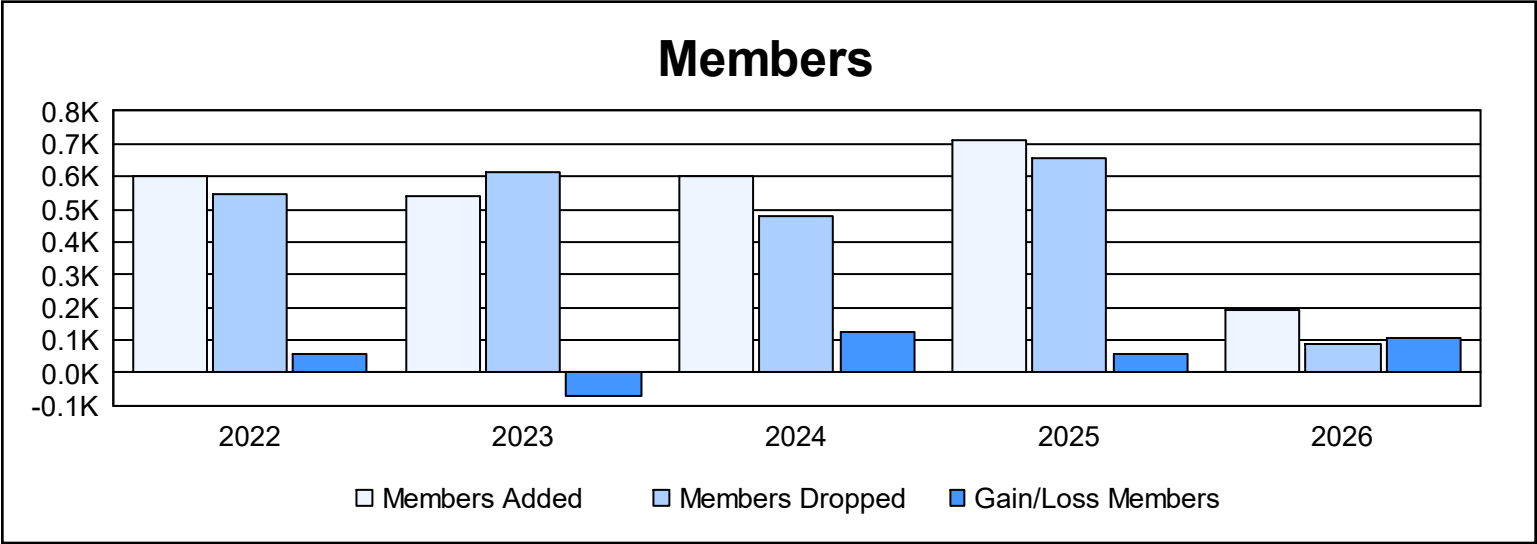
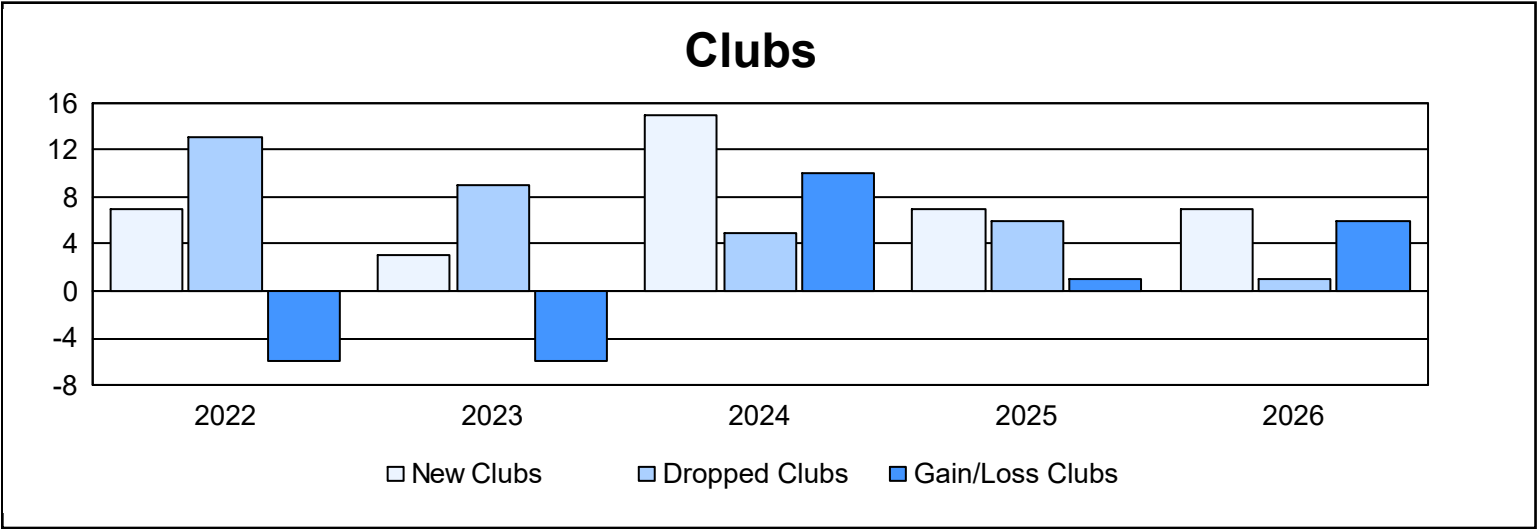
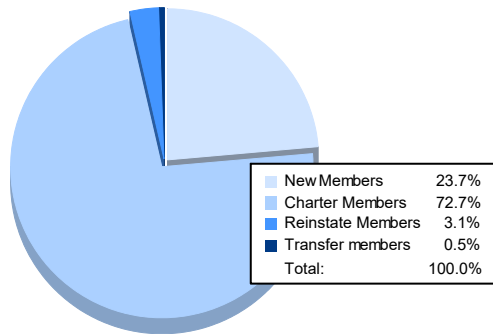


| Year      | New Clubs | Dropped Clubs | Gain/ Loss Clubs | New Members | Charter Members | Reinstate Members | Transfer Members | Total Member Added | Total Members Dropped | Gain/ Loss Members |
|-----------|-----------|---------------|------------------|-------------|-----------------|-------------------|------------------|--------------------|-----------------------|--------------------|
| 2021-2022 | 7         | 13            | -6               | 388         | 173             | 24                | 19               | 604                | 548                   | 56                 |
| 2022-2023 | 3         | 9             | -6               | 378         | 106             | 51                | 5                | 540                | 611                   | -71                |
| 2023-2024 | 15        | 5             | 10               | 227         | 320             | 36                | 19               | 602                | 480                   | 122                |
| 2024-2025 | 7         | 6             | 1                | 296         | 152             | 250               | 16               | 714                | 657                   | 57                 |
| 2025-2026 | 7         | 1             | 6                | 46          | 141             | 6                 | 1                | 194                | 88                    | 106                |
| Average   | 8         | 7             | 1                | 267         | 178             | 73                | 12               | 531                | 477                   | 54                 |



### Membership Composition September 2025 Cumulative



### Gender Composition September 2025 Cumulative

